

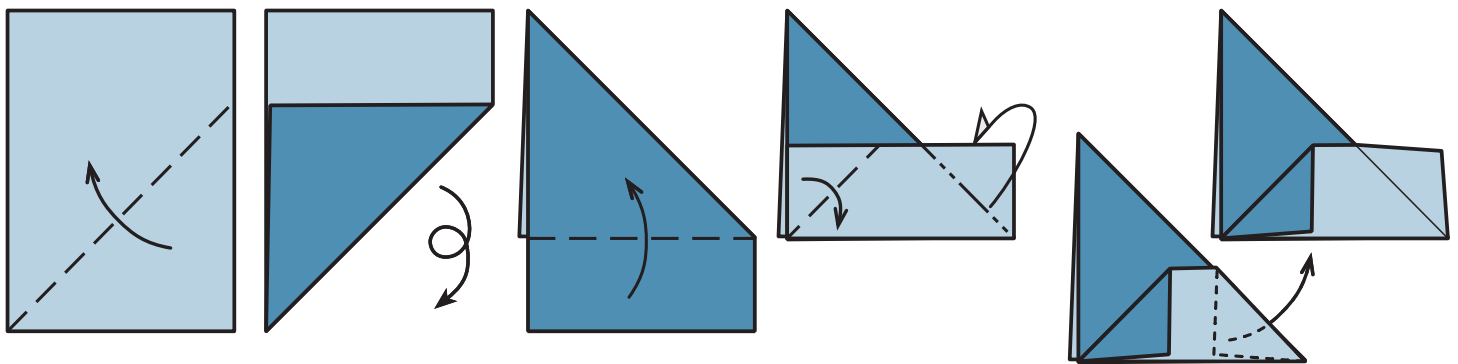
Star 4

Square From Silver Rectangle

★
Use four silver rectangles
or ratio between 1.25:1 and 1.5:1
Finished model ratio 2.3

The first two steps are familiar from making a square from an oblong. However, instead of cutting off the leftover rectangle, two 45° folds make flaps for a secure lock. However, the units can slide a little: when made from A7 rectangles, the units can slide about 15 mm. Note that you can use rectangles other than silver rectangles, as long as they are not longer than 3:2. 8.5 by 11 inch paper cut into quarters would work.

Module ★

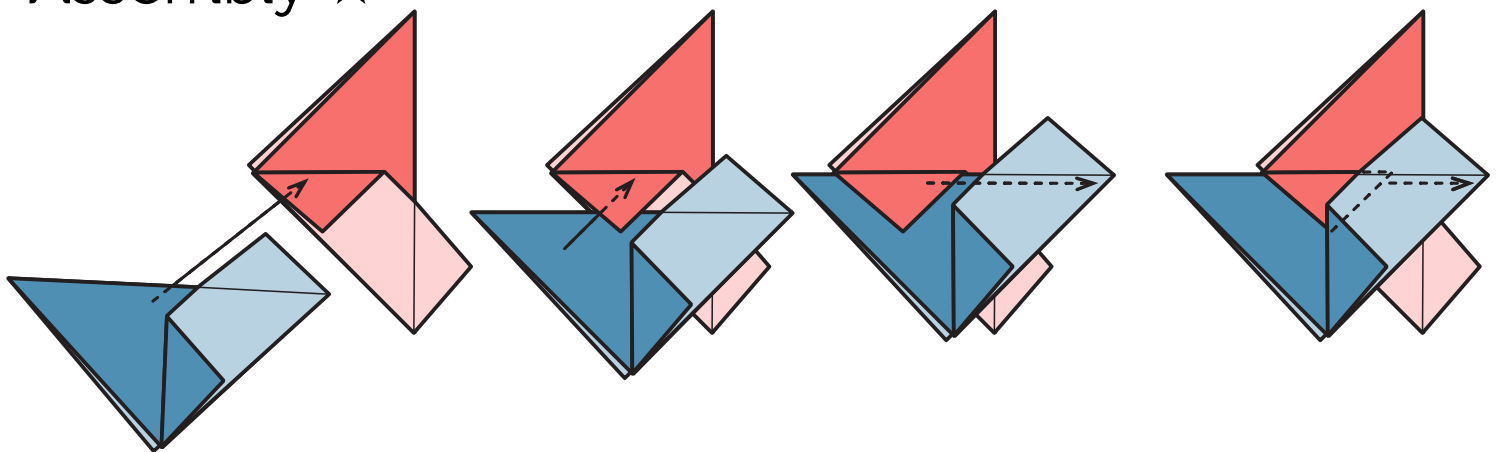


1 Bisect the lower left right angle: valley fold the bottom edge to the left vertical edge. Turn over.

2 Fold the lower flap up so that the fold aligns with the raw edge behind it. Make two 45° folds on the new flap.

3 The mountain fold of the right flap that follows the folded edge behind. Unfold the right flap.

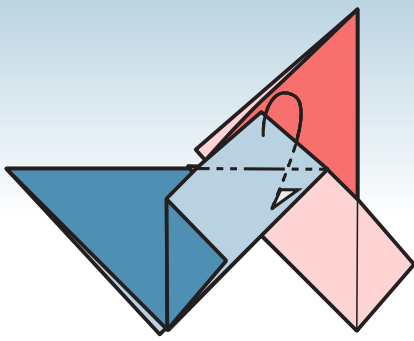
Assembly ★



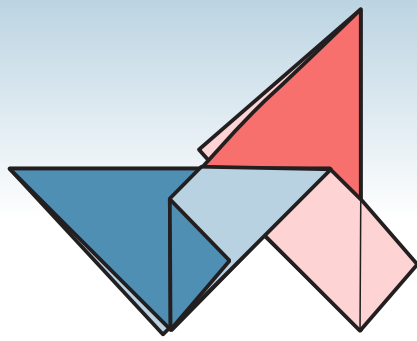
1 Rotate the first unit 45° anticlockwise, and the second unit 45° clockwise. Hook the folded flap of the second unit between the layers of the first unit.

2 After hooking the second unit onto the first, slide the second unit to the right as far as it will go.

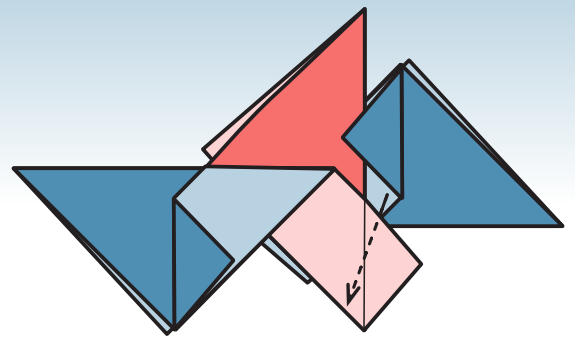
3 Slide the second unit to the right as far as it will go.



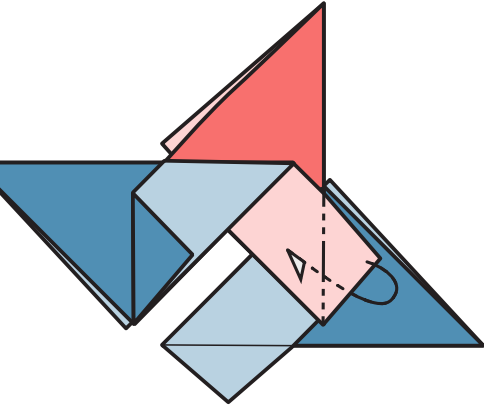
4 Mountain fold the flap of the first unit behind to finish joining the first two units.



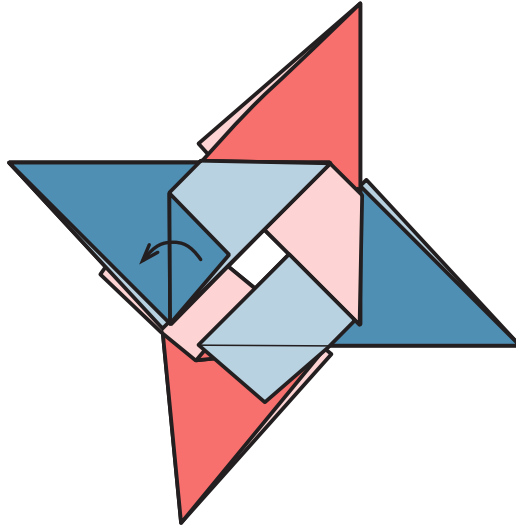
5 Two units joined.



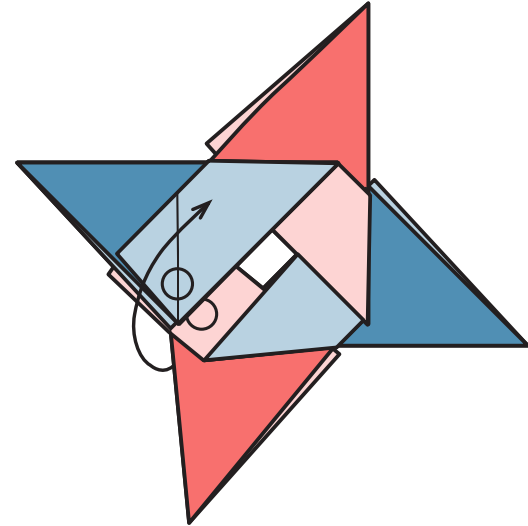
6 Hook the third unit onto the second unit. Slide it down as far as it will go.



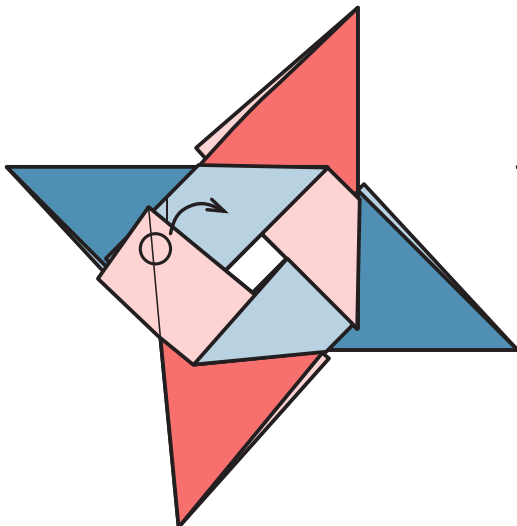
7 Mountain fold the flap to finish joining the third unit to the second.



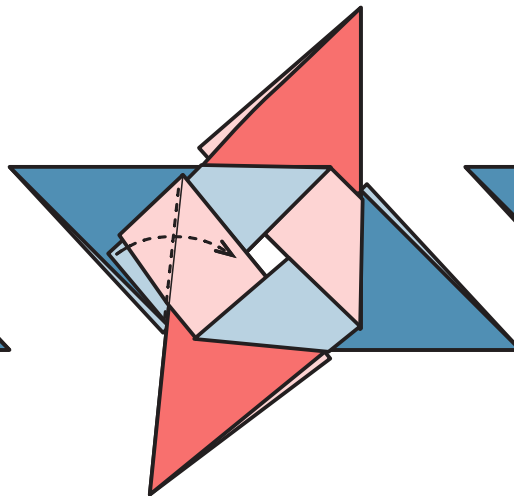
8 Hook the fourth unit onto the third unit. Slide and mountain fold to lock. Unfold the small triangular flap of the first unit.



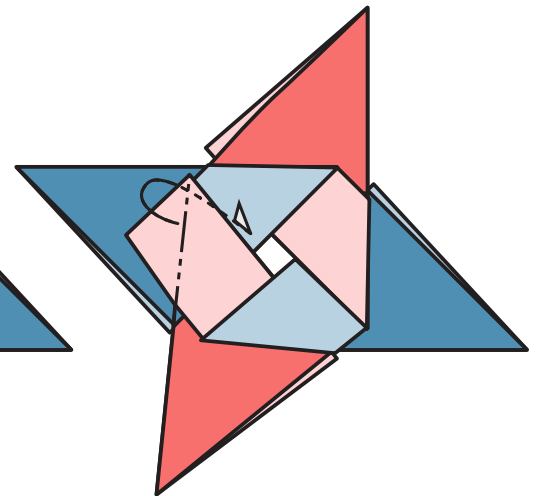
9 To join the fourth to the first, lift the end of the fourth unit up and over the first unit.



10 Hold the end of the fourth unit and move it to the right.



11 Valley fold the small flap of the first unit into the fourth unit.



12 Mountain fold the small flap of the fourth unit into the first unit to finish joining all units.